



Gold and Precious Metals Limited

SEPTEMBER 30, 2011

**NYSE TICKER: "ASA"  
ABOUT US:**

The Company primarily invests in companies engaged in the exploration, mining and processing of gold and other precious minerals, such as platinum, palladium, silver and diamonds. The Company uses in-depth fundamental research to identify companies that are attractive based on fundamentals, valuation, timeliness, outlook and risk.

ASA Gold and Precious Metals Limited is an internally managed, closed-end, non-diversified investment company registered with the United States Securities and Exchange Commission and listed on the New York Stock Exchange. The company is organized in Bermuda and is a passive foreign investment company for U.S. income tax purposes.<sup>1</sup>

**MANAGEMENT:**

David Christensen  
President, CEO and CIO

Steven Schantz  
General Counsel, CCO and Secretary

Rodney Yee  
COO, CFO and Treasurer

**CONTACT US:**

**ASA Gold and Precious Metals Limited**

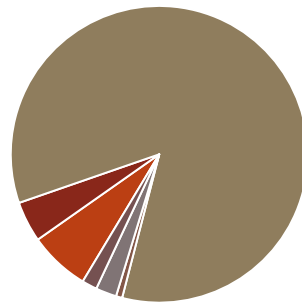
400 S. El Camino Real, Suite 710  
San Mateo, CA 94402  
tel. 1-800-432-3378  
Email: [info@asaltd.com](mailto:info@asaltd.com)  
Website: [www.asaltd.com](http://www.asaltd.com)



**Company Facts**

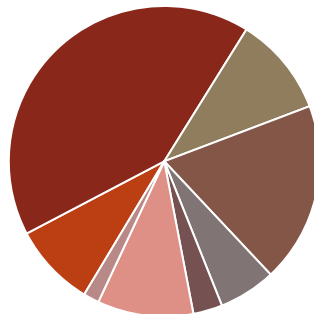
Net Assets (NAV):	\$576 million	Beta <sup>2</sup>	0.82
Shares Outstanding	19.29 million	R <sup>2</sup>	0.81
NAV Per Share (EOM)	\$29.88	Distributions:	Semi-annual
Number of Holdings:	28	Incorporated:	6/12/1958

**Portfolio Allocation<sup>3,4</sup>**



■ Exploration Companies	6.6%
■ Development Companies	4.4%
■ Mining Companies	84.3%
■ Commodities and ETFs	0.7%
■ Royalty Companies	2.3%
■ Net Liquid Assets	1.6%

**Country Allocation<sup>3,4,5</sup>**



■ United States	8.7%
■ Canada	41.6%
■ Australia	10.4%
■ South Africa	18.8%
■ Peru	6.0%
■ United Kingdom	3.0%
■ Channel Islands	10.0%
■ Net Liquid Assets	1.6%

**Top 10 Investment Positions<sup>3</sup>**

Barrick Gold Corporation	10.1%	AngloGold Ashanti Limited	5.7%
Randgold Resources Limited	10.0%	Newmont Mining Corporation	5.7%
Newcrest Mining ADRs	9.5%	Agnico Eagle Mines Limited	5.4%
Goldcorp Inc.	8.6%	Impala Platinum Holdings Limited	4.7%
Compania de Minas Buenaventura	6.0%	Gold Fields Limited	4.3%

1. Tax information is available on the Company's website and in the Company's periodic reports.
2. Source: Bloomberg, 09/30/2011. Beta measures the Company's market-related risk over a three-year period relative to the FTSE Gold Mines Index. A beta lower than 1 indicates historically lower volatility than the index; greater than 1 indicates higher volatility. R squared is a measure of the percentage of a company's share price movement that can be attributed to its benchmark index. It can range from 0 and 1. An R squared of 1 indicates a perfect correlation.
3. As of 09/30/2011. Holdings are subject to change.
4. Due to rounding, the percentages of portfolio holdings may not add up to 100%.
5. Based on the country of domicile.



## Gold and Precious Metals Limited

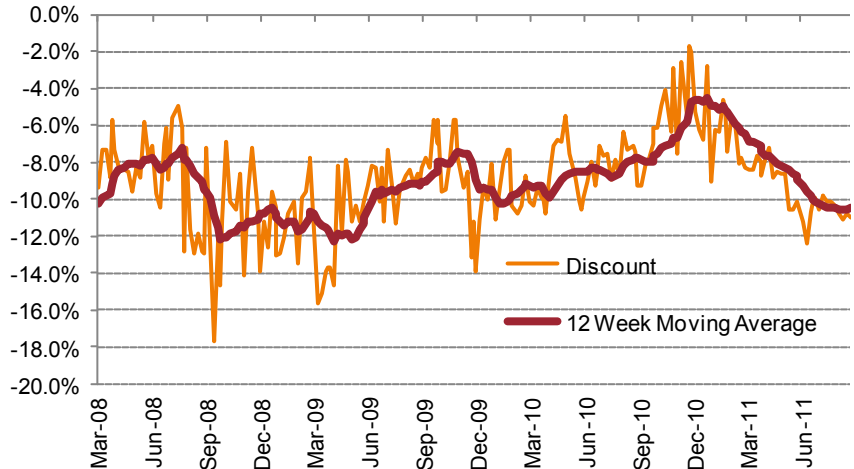
SEPTEMBER 30, 2011

### MARKET UPDATE

- As of October 3rd, European central banks have sold a gross 1.1 tonnes of gold out of a potential 400 tonnes available for sale under the Central Bank Gold Agreement.
- Central Bank gold holdings in South East Asian countries have increased by 28% in the first half of 2011. (World Gold Council)
- Global gold mine production increased an estimated 4.9% during the first half of 2011 to 1,343 metric tonnes. (GFMS)
- The demand for ETF gold products during the second quarter of 2011 was the second highest on record, reversing the negative trend of Q1 2011 when investors were net sellers of these investments. (World Gold Council)
- Emerging market central banks continued to be net buyers of gold in August. Russia, Thailand and Bolivia added a combined added 20 tonnes.
- Several big gold-mining companies—among them, Barrick Gold and Newmont Mining are trading around 14 times their earnings over the past four quarters, virtually matching the S&P's 500-stock index at 14.5 times earnings. (WSJ 09/19/11)

According to a recent Gallup research poll, 34% of Americans say gold is the best long-term investment. Real estate (19%) and stocks (17%) are distant second choices.

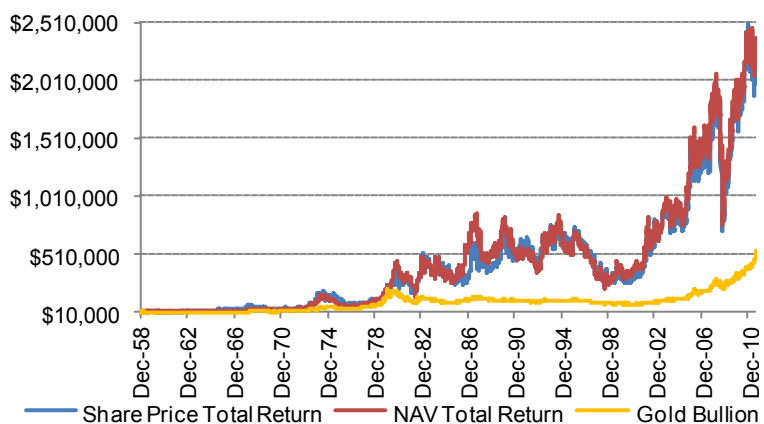
### Historical Discount



### Average Annual Returns (To September 30, 2011)<sup>6</sup>

	1 Year	3 Years	5 Years	10 Years	15 Years	Inception <sup>7</sup>
NAV	-7.4%	14.1%	9.4%	17.7%	9.0%	10.6%
Share Price	-10.0%	16.3%	9.9%	18.5%	8.0%	10.4%

### Growth of \$10,000 Since Inception<sup>7</sup>



#### Notes:

6. Including the reinvestment of dividends at prices obtained under the Company's dividend reinvestment plan.

7. Inception is from December 4, 1958, the date on which the Company's shares first traded on the NYSE.

**Disclosure:** All performance information reflects past performance and is presented on a total return basis. Past performance is no guarantee of future results. Current performance may differ from the performance shown. The Company concentrates in the gold and precious minerals sector. This sector may be more volatile than other industries and may be affected by movements in commodity prices triggered by international monetary and political developments. The Company is a non-diversified fund and, as such, may invest in fewer investments. ASA Gold and Precious Metals Limited may invest in smaller sized companies which may be more volatile and less liquid than larger more established companies. Investments in foreign securities, especially those in the emerging markets, may involve increased risk, as well as, exposure to currency fluctuations. Shares of closed-end funds frequently trade at a discount. This fact sheet may contain statements regarding plans and expectations for the future that constitute forward-looking statements within the Private Securities Litigation Reform Act of 1995. By their nature, forward-looking statements involve risks, uncertainties and other factors that may cause actual results, performance or achievements to be materially different from those contemplated by the forward-looking statements. This fact sheet does not constitute an offer to sell or solicitation of an offer to buy any securities.